



a | 481 California Avenue | Grants Pass, OR 97526
o | 541.472.6500
f | beckman.com

2/13/2019

PharmSpec Users:

The software development team here at Beckman Coulter, Inc. announced today that PharmSpec V3.4.0 is now compatible with Windows 10.

PharmSpec has only been validated on Windows 10 Pro, or Windows 10 Enterprise, 64 bit versions.

Below are install instructions that will guide you to optimize Windows 10 Pro before installing PharmSpec V3.4.0.

Sincerely,

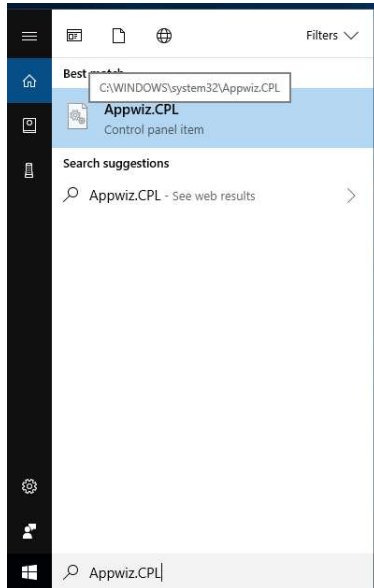
A handwritten signature in black ink that reads 'Robert M. Archer'.

Robert Archer, Ph.D.
Senior Product Manager
Particle Counting and Characterization

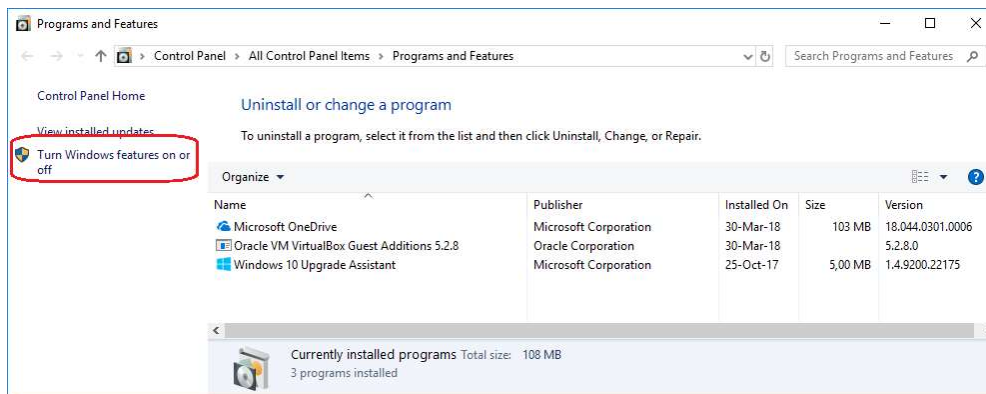
Address | 481 California Ave, Grants Pass, OR 97526
Office | 541.472.6544 Cell | 541-221-7077
Email | rmarcher@beckman.com w | beckman.com

Before installing PharmSpec v3.4.0 on Windows 10, .Net framework 3.5 must be installed first.

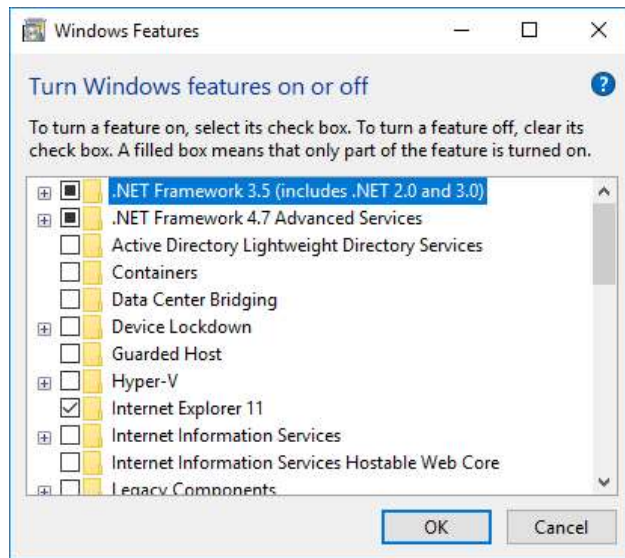
1. To install, type “APPWIZ.CPL” into the Start / Search box. Select the APPWIZ.CPL control panel item to open the Program and Features screen.



2. On the left-hand side of the screen, select “Turn Windows features on or off”.



3. In the Windows Features screen, check the box for .NET Framework 3.5 and click on the Ok button to install.



Once .NET 3.5 is installed, insert the PharmSpec v3.4.0 disc and install the software.