




In this issue: Getting comfortable with Analytical Ultracentrifugation

Issue | 7



An introduction to the Optima Analytical Ultracentrifuge

AUC is a versatile method to characterize the hydrodynamic behavior of biological (and other) samples in solution. It is based on the principles of sedimentation - the passage of samples down a tube in a centrifugal field. The Optima AUC instrument can detect samples based on UV-vis absorbance as well as refractive index.



Senior Applications Scientist
Akash Bhattacharya, Ph.D.

Why use AUC?

AUC addresses the following problems

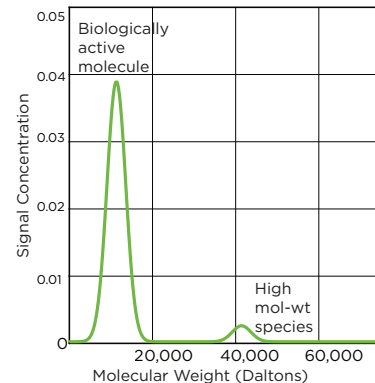
In Pharma Discovery & Academic Research:

- Complex assembly stoichiometry
- Binding affinity & equilibrium constants
- Shape changes & allosteric events

In Pharma Quality Control:

- Gene therapy drug purity (viral packing efficiency)
- Biologics sample purity (aggregation/degradation)

Detecting and quantitating aggregates in biologics using data from AUC



Unique advantages of AUC analysis

- Fully native state analysis:
No substrate / matrix interactions
- No calibration standards required:
Results obtained from first principles
- Extremely large dynamic range:
Characterize anything from a peptide to an intact virus

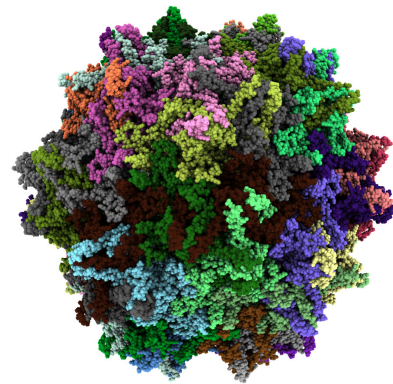
Typical application areas for AUC

In Discovery:

- Protein/nucleic-acid/small-molecule interactions
- Nanoparticles, vesicles, polymers, viruses
& more.

In Pharma Quality Control:

- Gene therapy products (AAV viral capsids)
- Biologics, biosimilars, antibodies & therapeutic peptides.



Summary

AUC characterizes biological samples in-solution, answers both QC and discovery questions without needing external calibration standards and eliminates problematic non-native interactions. Click here to learn more about getting started with AUC.