



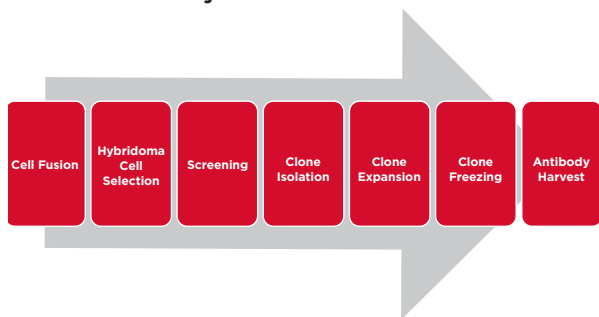
Cell Line Development

Boost Your Labs' Efficiency

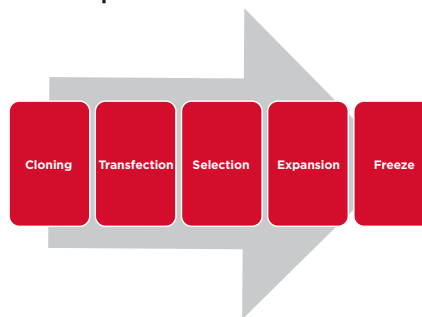
As biologics research continues to evolve and gain prominence in therapy development for disease states, the need for reliable and robust cell lines will greatly increase. Traditionally, cell line development has been achieved manually, limiting it to low-throughput applications and making it susceptible to variability caused by human error and contamination. Automating the cell line development workflow—from a point of genetic manipulation through clone selection—increases throughput and optimizes media conditions which are critical for cell lines needed for vaccines, antibody production, recombinant therapies and drug screening.

From transfection or fusion, expansion, screening, clone selection and titer assays, a Biomek i-Series Automated Workstation provides a complete walk-away solution while efficiently managing your data stream and enabling your scientists to perform other important laboratory duties.

Typical Cell Line Development Workflow for Hybridoma



Typical Cloning Cell Line Development Workflow



Solutions That Meet Your Needs

Minimize the labor intensive, bottleneck in your lab through automation. As your throughput increases, the Biomek automated cell line development solutions enable you to obtain results you can trace/repeat and rely on in an efficient manner, while optimizing your workflows and reducing your time at the bench.

Transform your Biomek liquid handler into a complete workflow solution that will optimize the efficiency, consistency, and reliability of your lab operations. From simple on-deck devices to complete robotic systems, we can develop focused, yet flexible, Biomek-based solutions by integrating Beckman Coulter and third-party instruments.



Figure 1. The i5 Multi-channel or i5 Span 8 platform with HEPA enclosure solutions to automate laborious, yet simple, liquid handling steps, such as trypsinization or cell media exchange, of your cell line development workflow process that require traceable and repeatable results in an efficient manner.




Figure 2. Scale to your automation needs. The Biomek i-Series is an open, flexible platform that enables integration of components to meet your laboratory's workflow needs. Manage cell line campaigns with a full walk-away solution that can include integrated components with the ability to image each well of a plate, incubate plates, deliver media, quantify IgG concentrations, understand cell confluency and have reliable access to plates for media exchange with a 1D or 3D tilting ALP.

Biomek Software: Workflow Intelligence at Every Step

Every time your sample moves, data moves. Cell line development campaigns are typically performed over the course of several weeks to months at a time. The Biomek Software Suite ensures data integrity to provide peace of mind and schedules activities to streamline each automated workflow.

At the heart of every Biomek is the software. Biomek software provides users with the confidence to know their samples are being treated consistently every run, and with every liquid transfer, the data from your samples is being stored. The intuitive, drag and drop user interface makes setting up and maintaining your workflows easy. To meet the evolving needs of cellular workflows, we also offer:

- **SAMI EX:** provides complete automation and process control by creating planned schedules with the benefits of an optimized, predictable static schedule
- **DART (Data Acquisition and Reporting Tool):** gathers data and synthesizes runtime information from Biomek log files to capture each manipulation of the sample during the course of the method
- **SAMI Process Management Software (SPMS):** is a calendar organizational tool that allows the addition, monitoring, and planning of SAMI EX methods and other events as part of user-defined processes
- **PowerPack:** features advanced tools to make programming data-intensive methods easy